

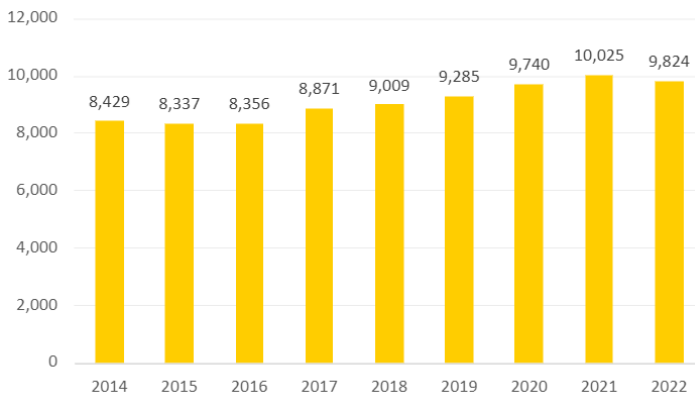
IOWA

SNAPSHOT FY22

Division of Sponsored Programs

OVERALL VOLUME FY2014-FY2022

Proposals, Awards, Subawards, & Non-monetary Agreements



PRODUCTIVITY BY THE NUMBERS



5,866

awards & agreements processed



2,351

funded agreements & amendments negotiated



1,240

non-monetary agreements negotiated



2,363

grant proposals submitted



1,474

export control reviews & restricted party screenings



1,261

unique sponsors of funded projects (308 new in FY22)



822

outgoing subawards



3,181

budgets reviewed



4,189

proposal routing forms received

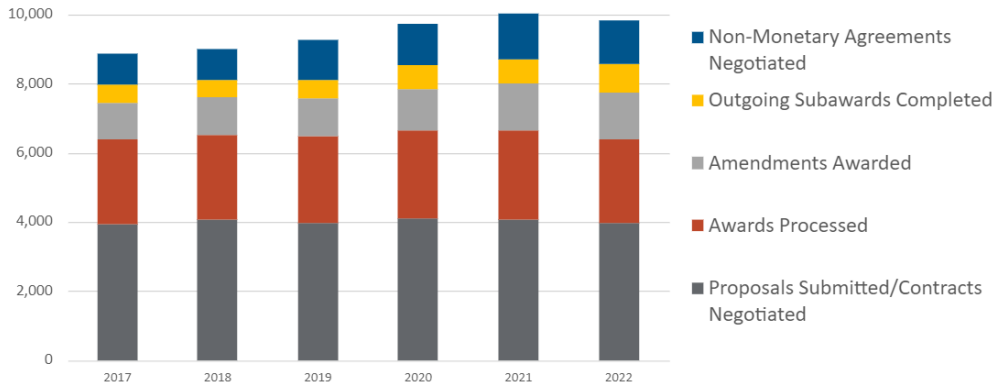


50,000+

central inbox emails received

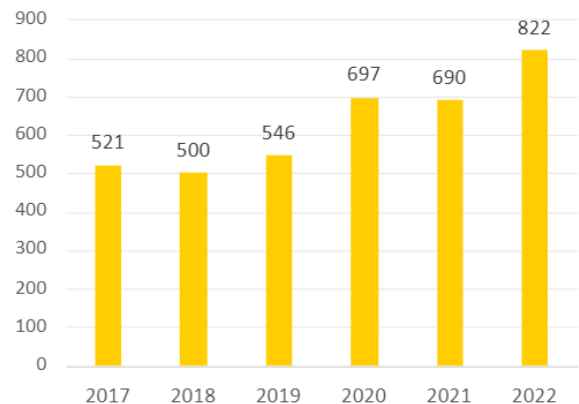
ACTIVITY DETAIL FY2017-FY2022

Proposals, Agreements, & Awards Processed

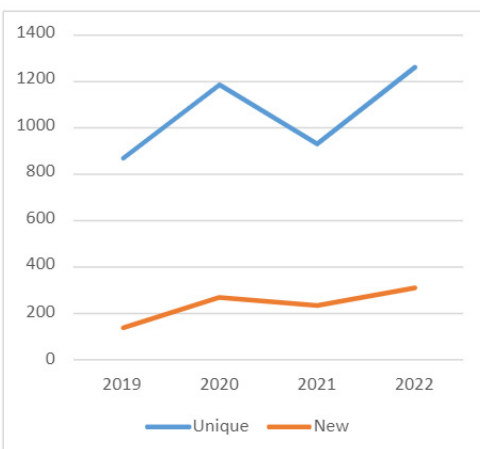


TRENDING INCREASES FY2017-FY2022

Outgoing Subawards




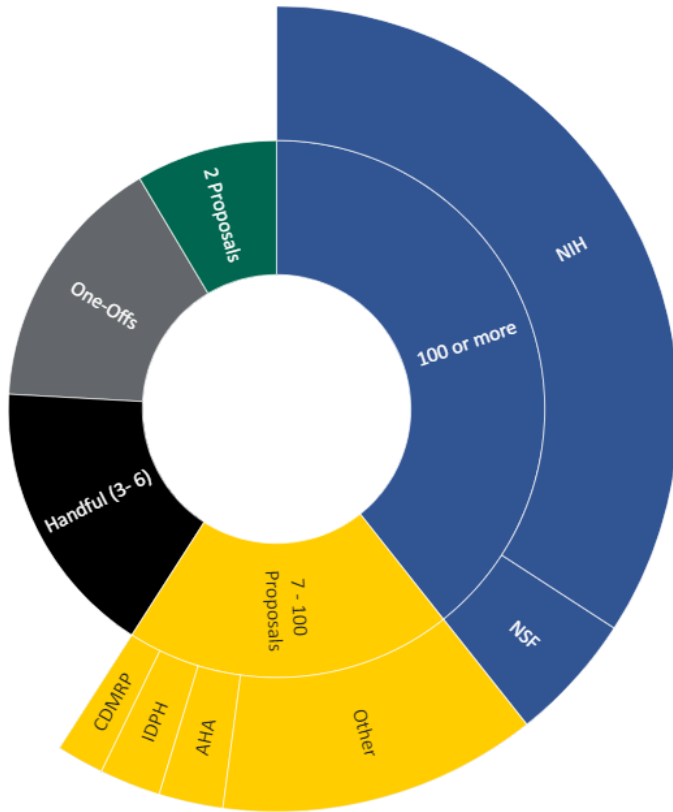
NEW FOR '22



Unique & New Sponsors FY2019-FY2022

Each year, UI faculty, staff, and students interact with over 1,300 sponsors in the search for external funding, which includes hundreds of entities that are entirely new funding sponsors. For about 40% of proposals, DSP works with sponsors to whom PIs submit 1-6 proposals annually. At the same time, the number of online portals for proposal submission and award management for government and private sponsors has increased extensively. In FY2018 DSP worked with approximately 40 unique sponsor systems; in FY2022 that increased to more than 100 unique systems. DSP maintains institutional accounts within these systems and frequently serves as a help desk by provisioning access for campus and answering questions.

SPONSOR BY NUMBER OF PROPOSALS FY2022





TOP SPONSORS BY NEW PROPOSALS SUBMITTED

| | <i>number of proposals</i> | <i>percent of total proposals</i> |
|-------------------------------|----------------------------|-----------------------------------|
| National Institutes of Health | 807 | 34.2% |
| National Science Foundation | 122 | 5.2% |
| American Heart Association | 61 | 2.6% |

PROPOSAL DISTRIBUTION PER SPONSOR

| | | |
|------------------------------|--------------|---------------|
| Only 1 proposal submitted | 368 | 15.6% |
| 2 proposals submitted | 202 | 8.5% |
| 3-6 proposals submitted | 397 | 16.8% |
| 7-100 proposals submitted | 467 | 19.8% |
| Over 100 proposals submitted | 929 | 39.3% |
| TOTAL | 2,363 | 100.0% |



DSP STAFF: COMPLIANCE & CONNECTIONS



DSP staff regularly assist PIs, administrators at the department and org levels, and other central administration offices by providing an environment for compliance and productivity. DSP connects with colleagues early in the proposal preparation process, through the proposal review and submission stage, and after the project is funded. Working collectively with other central offices, DSP coordinates compliance across campus and assists PIs and administrators in making appropriate connections.

CAMPUS CONNECTIONS

Grant Accounting Office
Principal Investigators
Research Administrators
Office of Animal Resources/IACUC
Human Subjects Office
Collegiate Deans' Offices
Environmental Health & Safety
Conflict of Interest in Research Office
UI Research Foundation
UI Center for Advancement
Information Security & Policy Office
Library Research Data Services
Purchasing
Accounts Payable
Hospital Billing Compliance
Risk Management
IT Research Services

ADVISORY & WORKING GROUPS

Global Research & Engagement
Advisory Team
Export Control Advisory Committee



ADVISORY & WORKING GROUPS (cont)

NADS Advisory Board
NIH Data Management & Sharing
GAO Advisory Committee
Section 117 Working Group
COIR Committee
Drone Committee
IACUC
DURC Committee
Data Governance Task Force
Subcommittee
Science Thursday for OVPR Units

OUTSIDE ORGANIZATIONS

NCURA
SRA International
Federal Demonstration Partnership
Cayuse Advisory Board
NACUA
AUECO
CTSA Contract Group
Big Ten Sponsored Programs

IOWA

Division of Sponsored Programs

The University of Iowa prohibits discrimination in employment, educational programs, and activities on the basis of race, creed, color, religion, national origin, age, sex, pregnancy, disability, genetic information, status as a U.S. veteran, service in the U.S. military, sexual orientation, gender identity, associational preferences, or any other classification that deprives the person of consideration as an individual. The university also affirms its commitment to providing equal opportunities and equal access to university facilities. For additional information on nondiscrimination policies, contact the Director, Office of Equal Opportunity and Diversity, The University of Iowa, 202 Jessup Hall, Iowa City, IA, 52242-1316, 319-335-0705 (voice), 319-335-0697 (TDD), diversity@uiowa.edu.

