

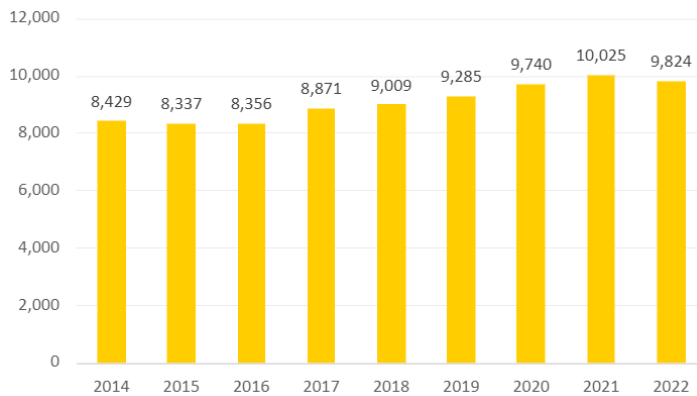
# IOWA

# SNAPSHOT FY22

## Division of Sponsored Programs

## OVERALL VOLUME FY2014-FY2022

### Proposals, Awards, Subawards, & Non-monetary Agreements



## PRODUCTIVITY BY THE NUMBERS



**5,866**

awards & agreements processed



**2,351**

funded agreements & amendments negotiated



**1,240**

non-monetary agreements negotiated



**2,363**

grant proposals submitted



**1,474**

export control reviews & restricted party screenings



**1,261**

unique sponsors of funded projects (308 new in FY22)



**822**

outgoing subawards



**3,181**

budgets reviewed



**4,189**

proposal routing forms received

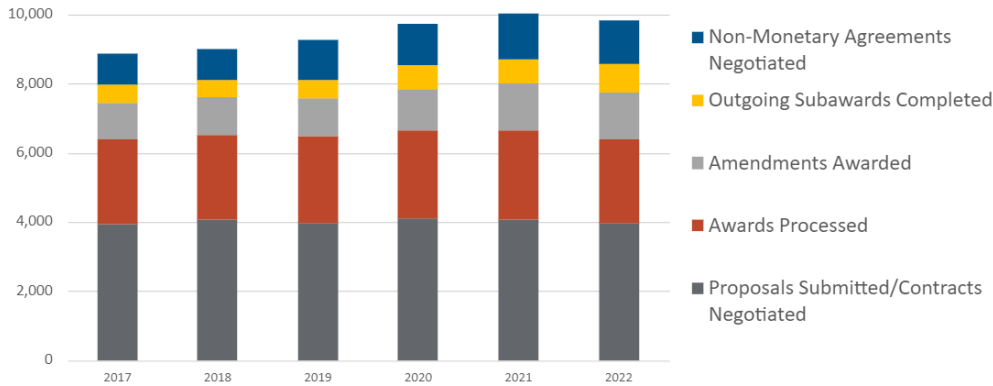


**50,000+**

central inbox emails received

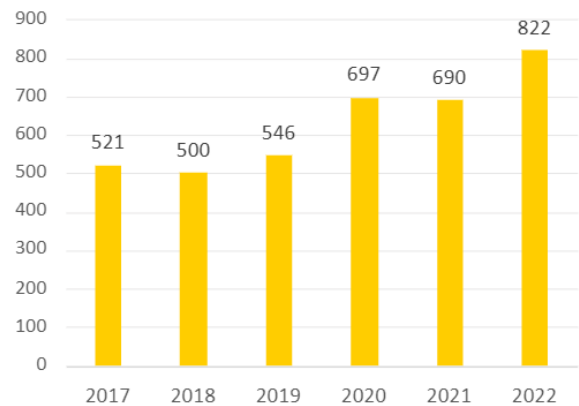
# ACTIVITY DETAIL FY2017-FY2022

## Proposals, Agreements, & Awards Processed

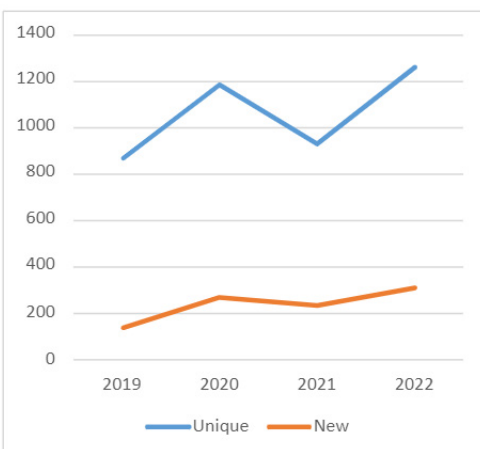


## TRENDING INCREASES FY2017-FY2022

### Outgoing Subawards



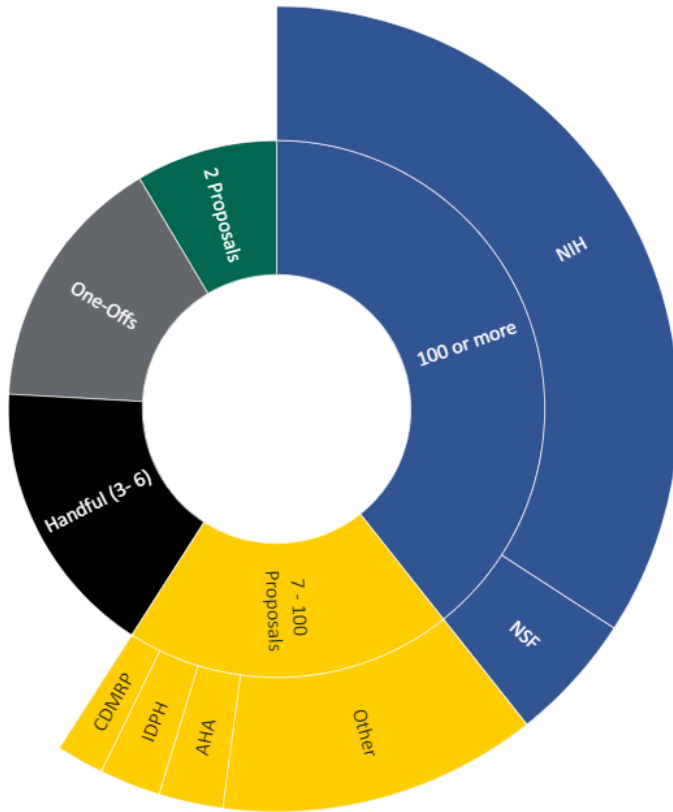
## NEW FOR '22



## Unique & New Sponsors FY2019-FY2022

Each year, UI faculty, staff, and students interact with over 1,300 sponsors in the search for external funding, which includes hundreds of entities that are entirely new funding sponsors. For about 40% of proposals, DSP works with sponsors to whom PIs submit 1-6 proposals annually. At the same time, the number of online portals for proposal submission and award management for government and private sponsors has increased extensively. In FY2018 DSP worked with approximately 40 unique sponsor systems; in FY2022 that increased to more than 100 unique systems. DSP maintains institutional accounts within these systems and frequently serves as a help desk by provisioning access for campus and answering questions.

# SPONSOR BY NUMBER OF PROPOSALS FY2022





## TOP SPONSORS BY NEW PROPOSALS SUBMITTED

	<i>number of proposals</i>	<i>percent of total proposals</i>
National Institutes of Health	807	34.2%
National Science Foundation	122	5.2%
American Heart Association	61	2.6%

## PROPOSAL DISTRIBUTION PER SPONSOR

Only 1 proposal submitted	368	15.6%
2 proposals submitted	202	8.5%
3-6 proposals submitted	397	16.8%
7-100 proposals submitted	467	19.8%
Over 100 proposals submitted	929	39.3%
<b>TOTAL</b>	<b>2,363</b>	<b>100.0%</b>



# DSP STAFF: COMPLIANCE & CONNECTIONS



DSP staff regularly assist PIs, administrators at the department and org levels, and other central administration offices by providing an environment for compliance and productivity. DSP connects with colleagues early in the proposal preparation process, through the proposal review and submission stage, and after the project is funded. Working collectively with other central offices, DSP coordinates compliance across campus and assists PIs and administrators in making appropriate connections.

## CAMPUS CONNECTIONS

- Grant Accounting Office
- Principal Investigators
- Research Administrators
- Office of Animal Resources/IACUC
- Human Subjects Office
- Collegiate Deans' Offices
- Environmental Health & Safety
- Conflict of Interest in Research Office
- UI Research Foundation
- UI Center for Advancement
- Information Security & Policy Office
- Library Research Data Services
- Purchasing
- Accounts Payable
- Hospital Billing Compliance
- Risk Management
- IT Research Services

## ADVISORY & WORKING GROUPS

- Global Research & Engagement
- Advisory Team
- Export Control Advisory Committee



## ADVISORY & WORKING GROUPS (cont)

- NADS Advisory Board
- NIH Data Management & Sharing
- GAO Advisory Committee
- Section 117 Working Group
- COIR Committee
- Drone Committee
- IACUC
- DURC Committee
- Data Governance Task Force Subcommittee
- Science Thursday for OVPR Units

## OUTSIDE ORGANIZATIONS

- NCURA
- SRA International
- Federal Demonstration Partnership
- Cayuse Advisory Board
- NACUA
- AUECO
- CTSA Contract Group
- Big Ten Sponsored Programs

# IOWA

Division of Sponsored Programs

