DSP | FY26 SNAPSHOT

DIVISION OF SPONSORED PROGRAMS

FY26 AT A GLANCE

9,243
Total activity volume

3,947
Proposals / contracts

2,185
Awards processed

2,549
Proposals submitted

3,309
Budgets reviewed

DSP Overall Volume | 2019-2026

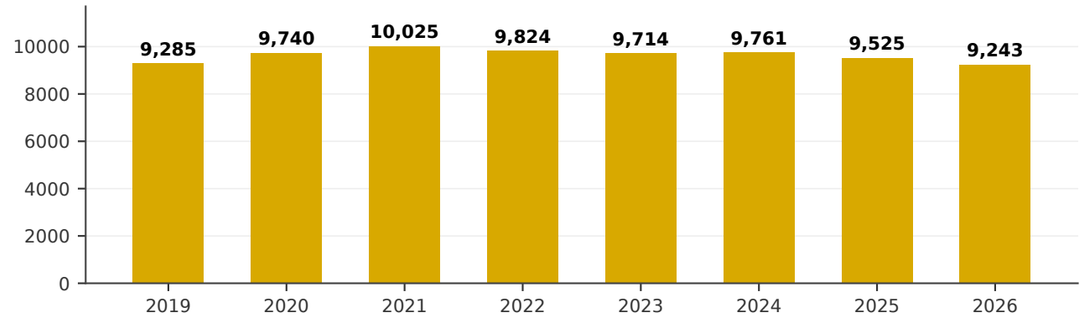

Activity Detail | 2020-2026

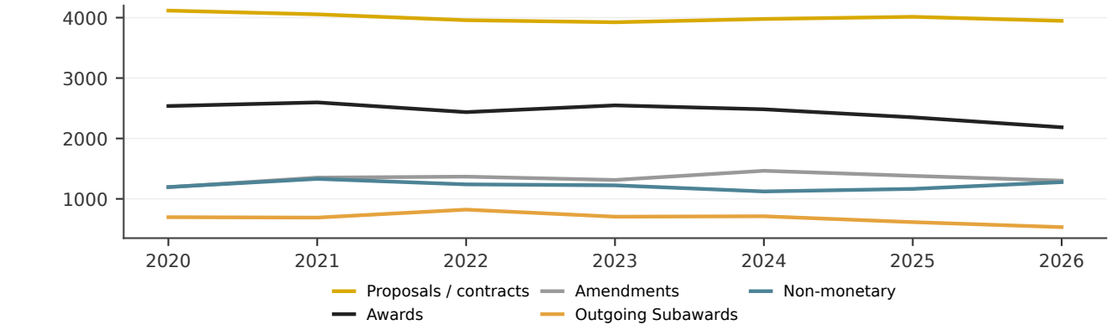

Private Foundation Proposals

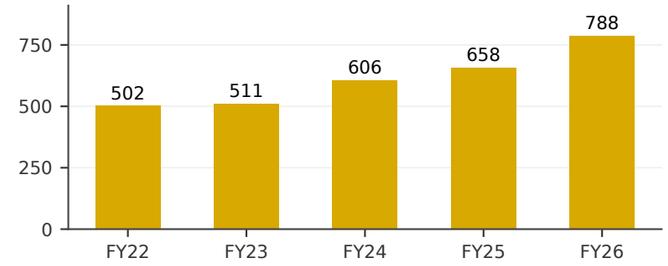

Proposal Distribution per Sponsor



TOP 3 SPONSORS
NIH 847 (33%)
NSF 115 (5%)
AHA 92 (4%)

	# of Proposals	% of Proposals
One-Offs	**402**	15.8%
2 Proposals	**246**	9.7%
3 Proposals	**153**	6.0%
4 - 19 Proposals	**513**	20.1%
20 - 100 Proposals	**273**	10.7%
100 or more	**962**	37.7%

NIH Grant & Subgrant Proposals

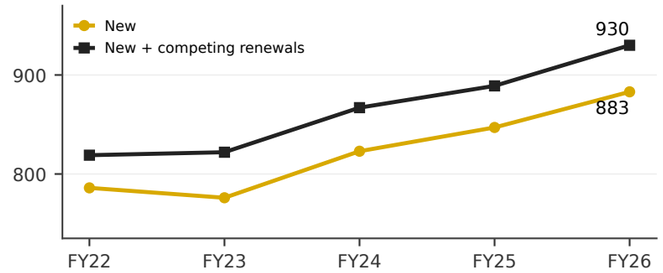

PRODUCTIVITY BY THE NUMBERS

3,309
Budgets reviewed

532
Subawards issued

1,277
Non-monetary agreements

2,549
Proposals submitted

1,904
Contracts & amendments